

52.518 **Flush Bulwark / Barrel Bolt**  
**Left Hand**  
 6 3/8" x 2" x 1"  
 Spring-loaded; Heavy duty  
 Build in depth: 3/4"  
 1/2" inch round bolt;  
 Extending 1 1/8"  
 316L stainless steel




#52.518 Bulwark / barrel bolt, spring loaded, with strike; left hand



52.519 **Flush Bulwark / Barrel Bolt**  
**Right Hand**

**Strike plate included**  
 1 1/4" x 2" x 1"



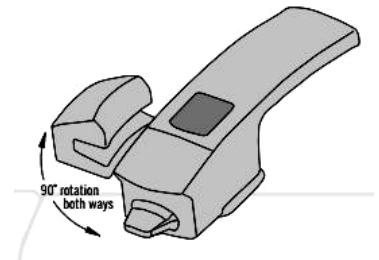
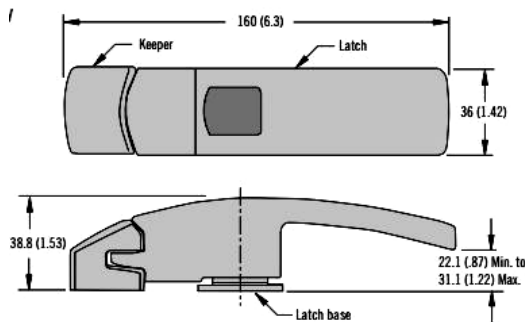
#52.519 Bulwark / Barrel bolt spring loaded with strike; right hand;  
 Size: 5 1/8" x 2" x 1", Strike 1 1/4" x 2" x 1"



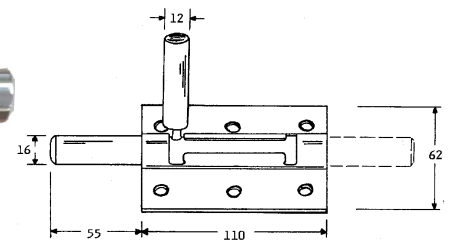

44.55646 **Transom Bolt**  
 Body: 6.3" x 1.42"  
 Both Handed  
 316 stainless steel  
 Stylish Latch for Transom and Swim Platform doors.



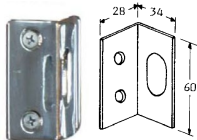
#44.55646 **Transom Bolt / Dive Door Handle**  
 6.3" x 1.42" Both handed  
 316 stainless steel



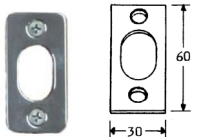
55.206 **Barrel Bolt, heavy duty**  
 304 stainless steel  
 Dimensions plate: 62 x 110 mm  
 Barrel: 16 mm diameter  
 throw bolt: 55 mm Exterior use



55.207 **Strike angle** 60 x 34 x 28 mm




55.208 **Strike flush** 60 x 30 mm




#55.206 Stainless steel barrel bolt plate size: 110 x 62 mm or 4 1/4 x 2 1/2"; Bolt: 16 mm diameter  
 Finish: Satin or polished 304 stainless steel

44.0604 **Transom bolt / barrel bolt;**  
 Size: 4" x 1 1/4" x 1/2"  
 Throw: 7/8"  
 316 Stainless Steel



#44.0604 Transom bolt / barrel bolt; Body: 100 X 32 X 12 mm; 5.31" x 1.25" x 0.5";  
 Throw: 7/8" 316 stainless steel  
 Strike flush #44.0605; Strike angle #44.0606 included  
**EXCELLENT FOR BULWARK DOORS**



44.0605 #44.0605 #44.0606  
 44.0606