


52.518 **Flush Bulwark / Barrel Bolt**
Left Hand
 6 3/8" x 2" x 1"
 Spring-loaded; Heavy duty
 Build in depth: 3/4"
 1/2" inch round bolt;
 Extending 1 1/8"
 316L stainless steel



#52.518 Bulwark / barrel bolt, spring loaded, with strike; left hand



52.519 **Flush Bulwark / Barrel Bolt**
Right Hand



#52.519 Bulwark / Barrel bolt spring loaded with strike; right hand;
 Size: 5 1/8" x 2" x 1", Strike 1 1/4" x 2" x 1"

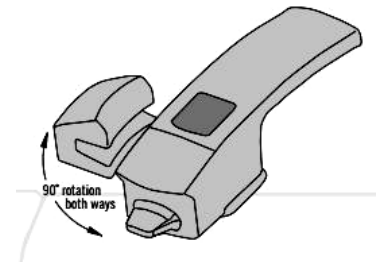
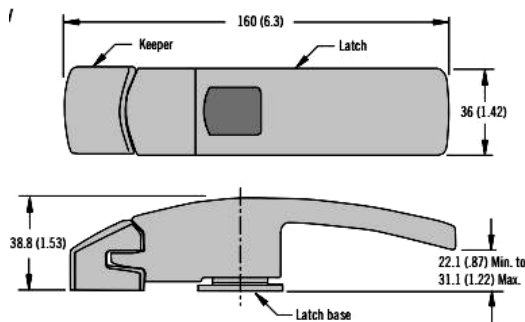


Strike plate included
 1 1/4" x 2" x 1"

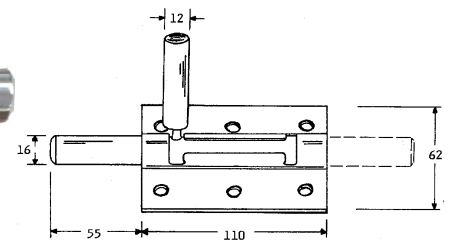

44.55646 **Transom Bolt**
 Body: 6.3" x 1.42"
 Both Handed
 316 stainless steel
 Stylish Latch for Transom and Swim Platform doors.



#44.55646 **Transom Bolt / Dive Door Handle**
 6.3" x 1.42" Both handed
 316 stainless steel

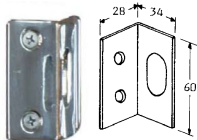


55.206 **Barrel Bolt, heavy duty**
 304 stainless steel
 Dimensions plate: 62.x 110 mm
 Barrel: 16 mm diameter
 throw bolt: 55 mm Exterior use

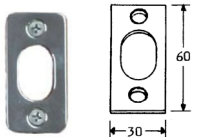


#55.206 Stainless steel barrel bolt plate size: 110 x 62 mm or 4 1/4 x 2 1/2"; Bolt: 16 mm diameter
 Finish: Satin or polished 304 stainless steel


55.207 **Strike angle** 60 x 34 x 28 mm




55.208 **Strike flush** 60 x 30 mm



44.0604 **Transom bolt / barrel bolt;**
 Size: 4" x 1 1/4" x 1/2"
 Throw: 7/8"
 316 Stainless Steel



#44.0604 Transom bolt / barrel bolt; Body: 100 X 32 X 12 mm; 5.31" x 1.25" x 0.5";
 Throw: 7/8" 316 stainless steel
 Strike flush #44.0605; Strike angle #44.0606 included
EXCELLENT FOR BULWARK DOORS



44.0605 #44.0605 #44.0606
 44.0606