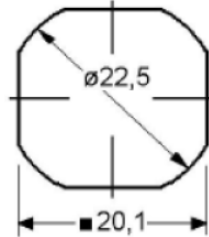




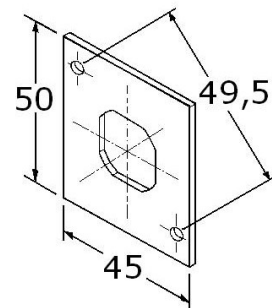
Triangular key Cam Lock



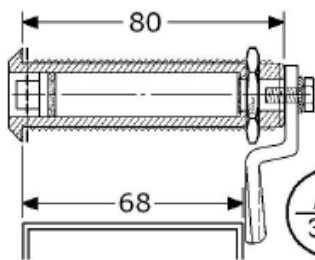
Outside diameter 28 mm



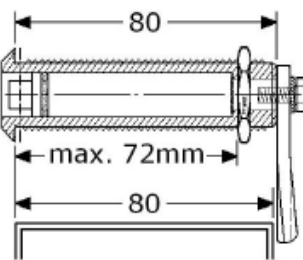
Diameter hole 22.5 mm



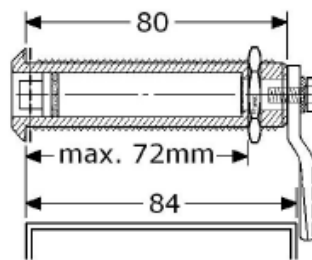
43.295 mounting plate



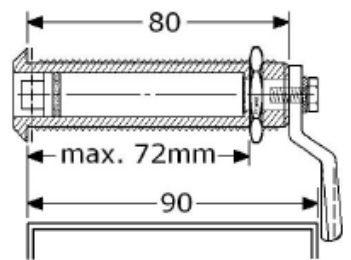
43.268



43.281



43.284



43.290



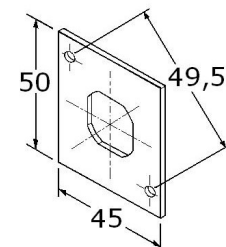
43.183 Triangular keys



43.180



Mounting plate with holes 43.295






#43.112



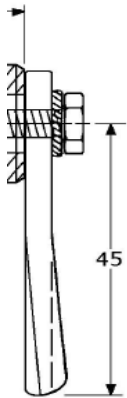
-12 mm ~ 1/2"



#43.100




neutral



All Cams are 45 mm long measured from center square hole. Square hole 8 x 8 mm Thickness: 4 mm

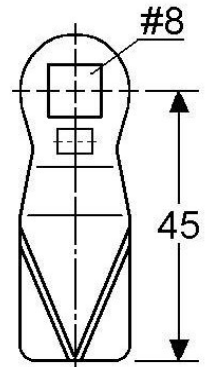
All sizes are approximate



#43.104



+ 4 mm ~ 1/4"



All Cams are 45 mm long measured from center square hole. Square hole 8 x 8 mm Thickness: 4 mm


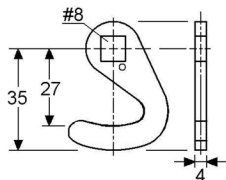
All sizes are approximate




#43.110



+10 mm ~ 3/8"




#43.227



25 mm ~ 1"

**Cams be used with the following Cam Latches:**



Cam latch #43.150 with hook cam #43.227 & Cam 43.112



Flush Cam Latch #43.5111 with Turn & Lift Ring and #43.104

