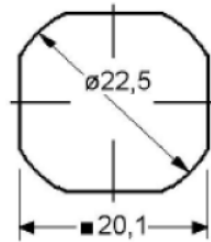




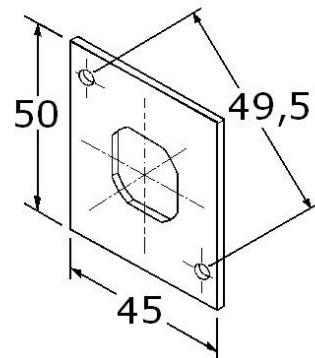
Triangular key Cam Lock



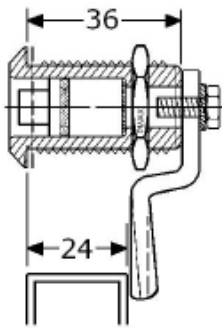
Outside diameter 28 mm



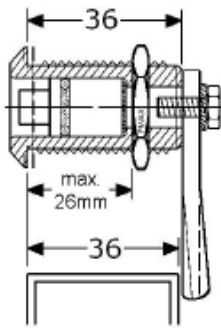
Diameter hole 22.5 mm



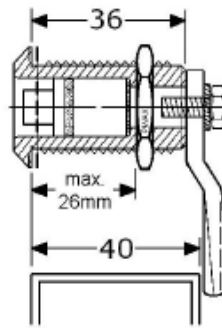
43.295 mounting plate



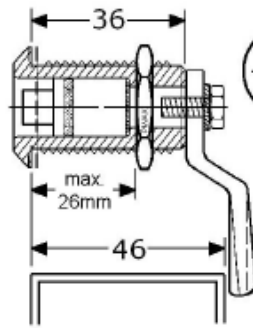
43.224



43.136



43.240



43.246



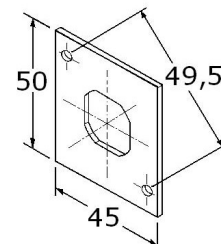
43.183 Triangular keys

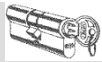


43.180



Mounting plate with holes 43.295






#43.112




-12 mm ~ 1/2"



#43.100



neutral



#43.104



+ 4 mm ~ 1/4"




#43.110



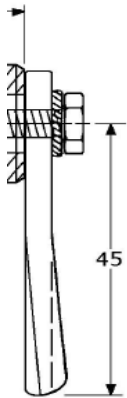
+10 mm ~ 3/8"



#43.227

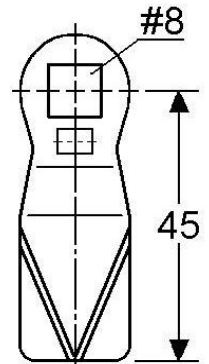


25 mm ~ 1"



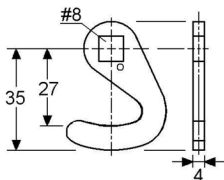
All Cams are 45 mm long measured from center square hole. Square hole 8 x 8 mm Thickness: 4 mm

All sizes are approximate




All Cams are 45 mm long measured from center square hole. Square hole 8 x 8 mm Thickness: 4 mm

All sizes are approximate



Cams be used with the following Cam Latches:



Cam latch #43.150 with hook cam #43.227 & Cam 43.112



Flush Cam Latch #43.5111 with Turn & Lift Ring and #43.104

